
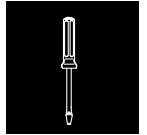


# Installationsanleitung FM45

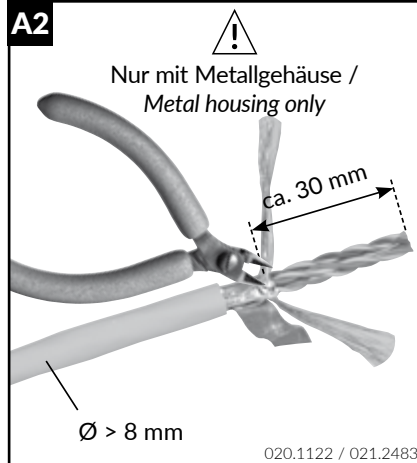
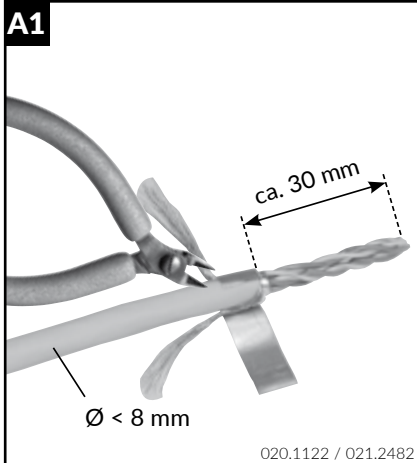
## Installation guide FM45



\* Optionale Farbcodierung / *Optional Color coding*

\*\* Kabelmantel (siehe Technische Daten) / *Cable Jacket (see Technical Data)*

### A - Preparation / Vorbereitung

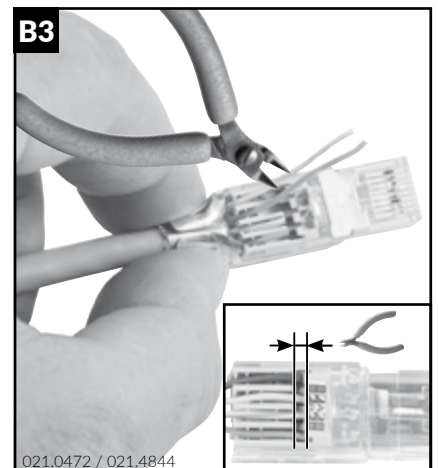
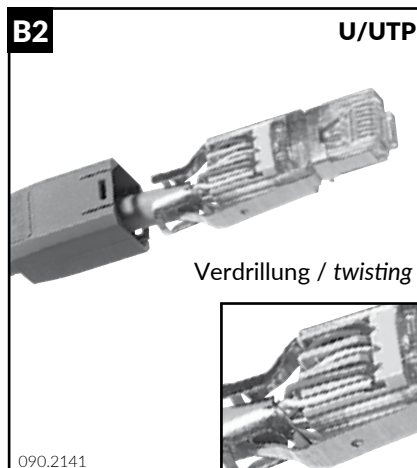
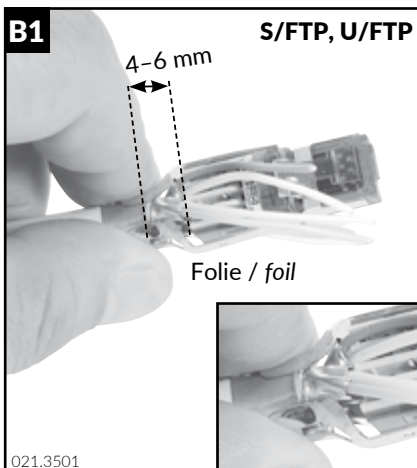


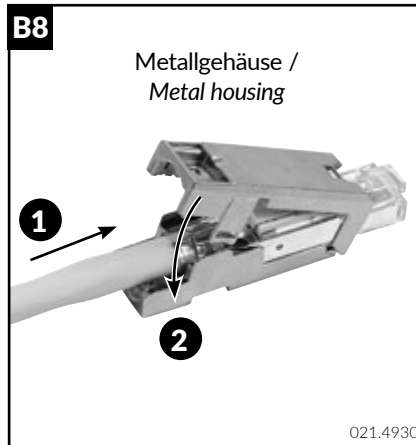
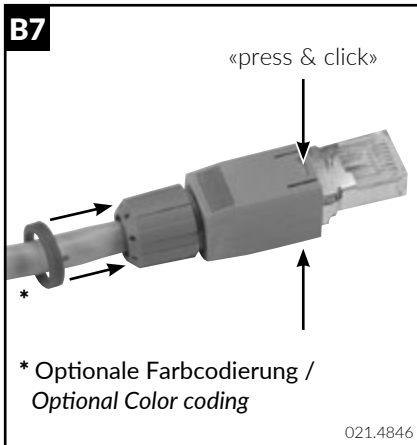
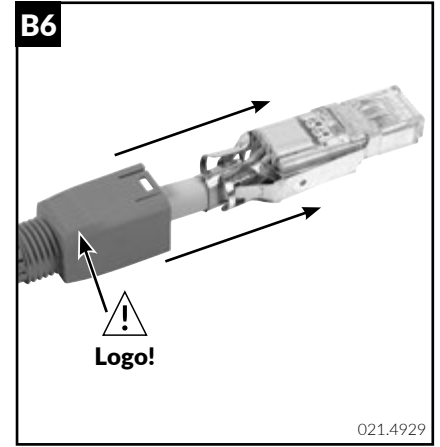
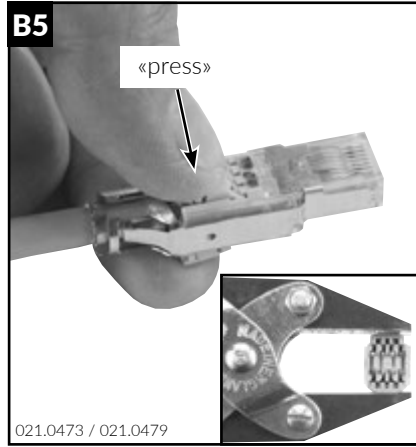
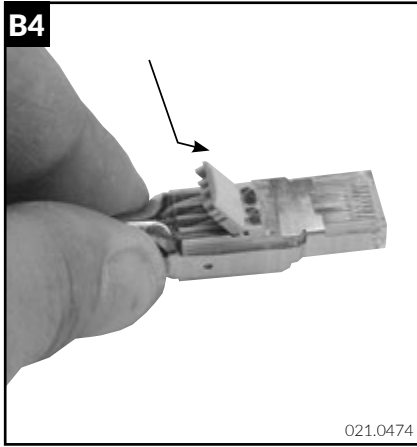
**Folienkabel / Foil only cables**  
**Kabel / Cable: U/FTP, F/UTP**

Kabelband muss Kontakt zu allen Schirmelementen des Kabels, inkl. Erddraht herstellen.

*Metal tape must make contact to all cable screen elements incl. drain wire.*

### B - Installation / Installation





**Please note:**  
This guide shows the best practices for installation **ONLY**. R&M expressly disclaims all liability for any damage to material, equipment, and for any injury or death. Legal health and safety regulations should have priority over best practices as shown in this guide. R&M does not guarantee this guide to be free of errors. Products included may vary from products shown. Please exercise caution.

## C – Technical Data / Technische Daten

FM45 Cat 5e	
<b>Technische Daten / Technical Data (AWG26 - AWG23)</b>	
Farbe Steckergehäuse <i>Color plug housing</i>	<b>transparent</b> <b>transparent</b>
Farbe Anschlussblock <i>Color termination block</i>	<b>grau</b> <b>grey</b>
Draht / Solid Wire Ø	AWG26 - AWG23
Litzen / Stranded Wire	AWG26 - AWG23
Isolation / Isulation Ø	max. 1.6mm
Kabelmantel / Cable Jacket Ø	4.5mm – 8.0mm
**Kabelmantel / **Cable Jacket Ø	8.1mm – 10.0 mm

FM45 Cat 6 <sub>A</sub>	
<b>Technische Daten / Technical Data (AWG26 - AWG22)</b>	
Farbe Steckergehäuse <i>Color plug housing</i>	<b>rot</b> <b>red</b>
Farbe Anschlussblock <i>Color termination block</i>	<b>grau</b> <b>grey</b>
Draht / Solid Wire Ø	AWG26 - AWG22
Litzen / Stranded Wire	AWG26 - AWG22
Isolation / Isulation Ø	max. 1.6mm
Kabelmantel / Cable Jacket Ø	4.5mm – 8.0mm
**Kabelmantel / **Cable Jacket Ø	8.1mm – 10.0mm

FM45 Cat 5e	
<b>Technische Daten / Technical Data (AWG23 - AWG22)</b>	
Farbe Steckergehäuse <i>Color plug housing</i>	<b>transparent</b> <b>transparent</b>
Farbe Anschlussblock <i>Color termination block</i>	<b>grau</b> <b>grey</b>
Draht / Solid Wire Ø	AWG23 - AWG22
Litzen / Stranded Wire	AWG23 - AWG22
Isolation / Isulation Ø	max. 1.6mm
Kabelmantel / Cable Jacket Ø	4.5mm – 8.0mm
**Kabelmantel / **Cable Jacket Ø	8.1mm – 10.0mm

### Headquarters

#### Switzerland

Reichle & De-Massari AG

Binzstrasse 32

CHE-8620 Wetzikon

Telephone HQ +41 (0)44 933 81 11

Telefax HQ +41 (0)44 930 49 41

E-Mail [hq@rdm.com](mailto:hq@rdm.com)

[www.rdm.com](http://www.rdm.com)



**R&M**