
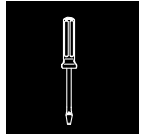


# Installationsanleitung FO Field Patch set

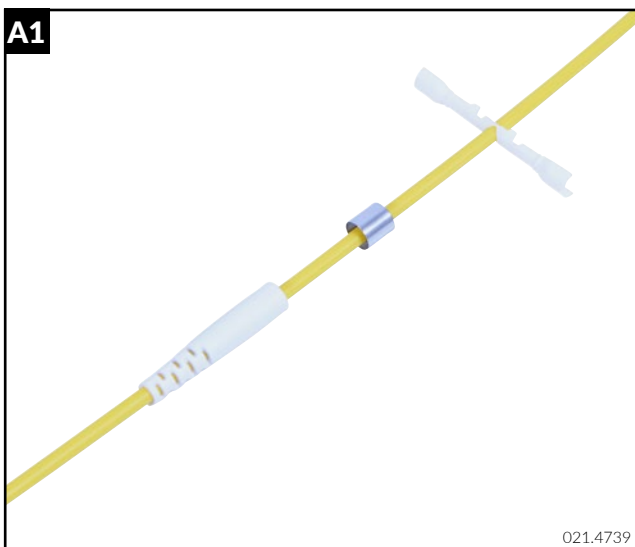
## Installation guide FO Field Patch set

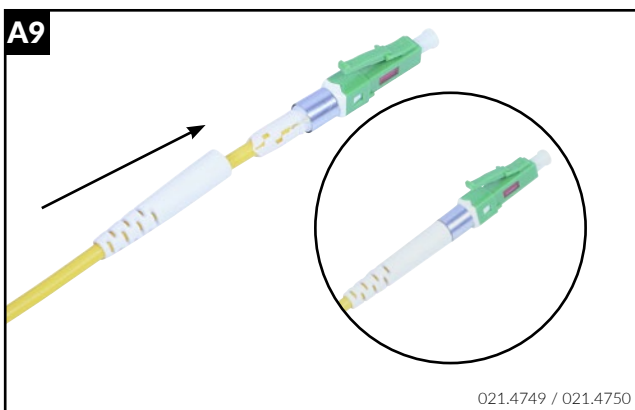
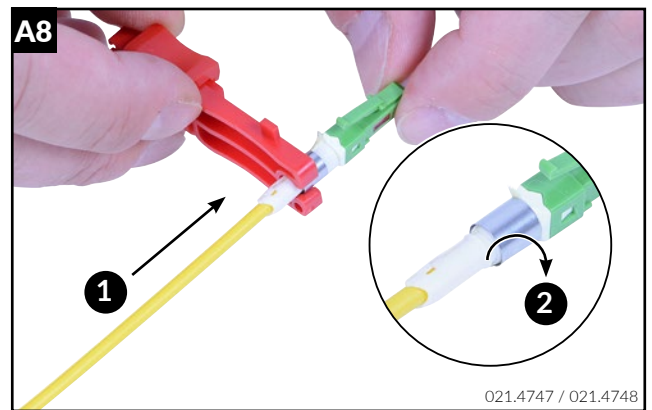

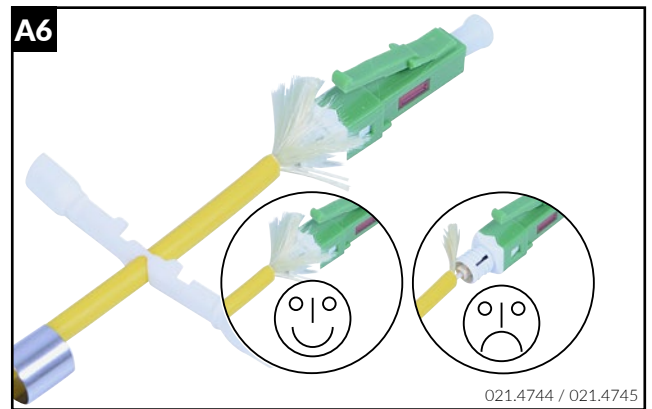
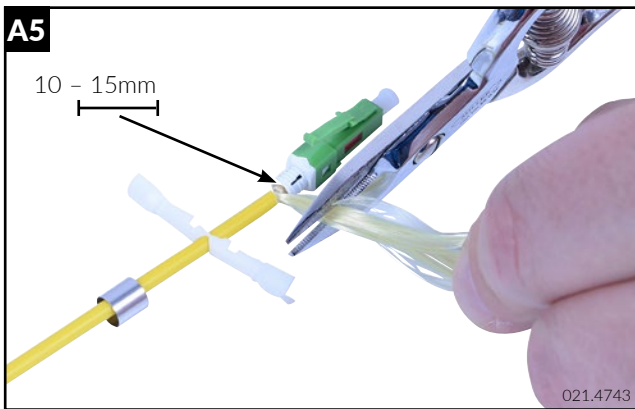
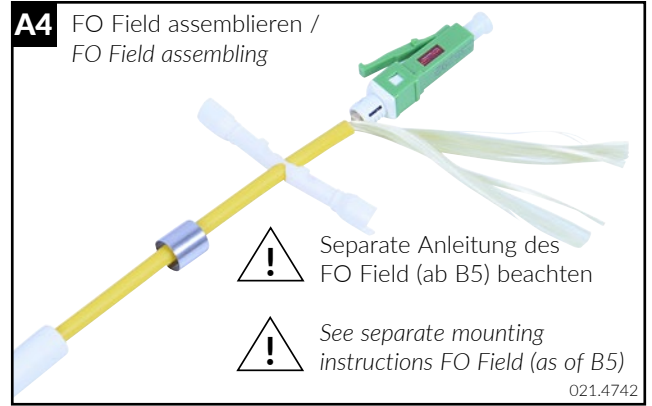

### Instructions d'installation FO Field Patch set



021.4738 / 030.6031 / 021.4739 / 021.4740

#### A - Vorbereitung und Installation / Preparation and installation





## Headquarters

### Switzerland

Reichle & De-Massari AG

Binzstrasse 32

CHE-8620 Wetzikon

Telephone HQ +41 (0)44 933 81 11

Telefax HQ +41 (0)44 930 49 41

E-Mail [hq@rdm.com](mailto:hq@rdm.com)

[www.rdm.com](http://www.rdm.com)

**R&M**

### Please note:

This guide shows the best practices for installation **ONLY**. R&M expressly disclaims all liability for any damage to material, equipment, and for any injury or death. Legal health and safety regulations should have priority over best practices as shown in this guide. R&M does not guarantee this guide to be free of errors. Products included may vary from products shown. Please exercise caution.